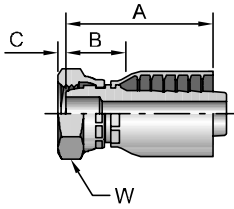


1C343

Female Metric L - Swivel - (Ball Nose)

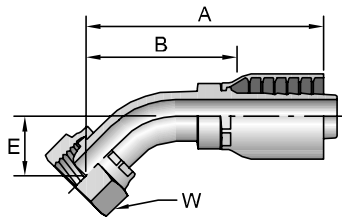


# Part Number	Thread mm	Hose I.D. inch	A		C		W mm	B	
			inch	mm	inch	mm		inch	mm
1C343-6-4	6 M12x1,5	1/4	1.75	44	0.09	2	14	1.16	29
1C343-8-4	8 M14x1,5	1/4	1.77	45	0.11	3	17	1.16	29
1C343-10-5	10 M16x1,5	5/16	2.01	51	0.06	2	19	1.20	30
1C343-10-6	10 M16x1,5	3/8	2.06	52	0.06	2	19	1.10	28
1C343-12-5	12 M18x1,5	5/16	1.87	47	0.10	3	22	0.70	18
1C343-12-6	12 M18x1,5	3/8	2.23	57	0.10	3	22	1.18	30
1C343-15-6	6 M22x1,5	3/8	1.85	47	0.16	4	27	0.71	18
1C343-15-8	15 M22x1,5	1/2	2.42	61	0.17	4	27	1.29	33
1C343-18-10	18 M26x1,5	5/8	2.65	67	0.10	3	32	1.23	31
1C343-18-12	18 M26x1,5	3/4	2.80	71	0.10	3	32	1.37	35
1C343-22-12	22 M30x2	3/4	2.87	73	0.18	5	36	1.42	36
1C343-28-16	28 M36x2	1	3.35	85	0.22	6	46	1.76	45

When measuring overall length to the end of the nut, B+C dimensions must be used to calculate cut-off allowance.

1C443

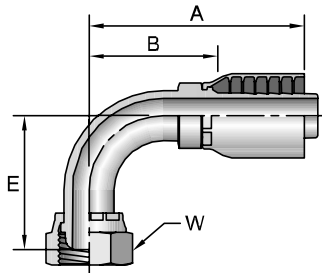
Female Metric L - Swivel - 45° Elbow - (Ball Nose)



# Part Number	Thread mm	Hose I.D. inch	A		E		W mm	B	
			inch	mm	inch	mm		inch	mm
1C443-8-4	8 M14x1,5	1/4	2.40	61	0.59	15	17	1.50	38
1C443-10-5	10 M16x1,5	5/16	2.60	66	0.67	17	19	1.61	41
1C443-10-6	10 M16x1,5	3/8	2.76	70	0.67	17	19	1.61	41
1C443-12-6	12 M18x1,5	3/8	2.76	70	0.67	17	22	1.61	41
1C443-15-8	15 M22x1,5	1/2	3.35	85	0.79	20	27	1.97	50
1C443-18-10	18 M26x1,5	5/8	4.09	104	1.14	29	32	2.52	64
1C443-22-12	22 M30x2	3/4	3.78	96	0.91	23	36	2.20	56
1C443-28-16	28 M36x2	1	4.53	115	1.10	28	46	2.81	71

1C543

Female Metric L - Swivel - 90° Elbow - (Ball Nose)



# Part Number	Thread mm	Hose I.D. inch	A		E		W mm	B	
			inch	mm	inch	mm		inch	mm
1C543-8-4	8 M14x1,5	1/4	2.05	52	1.10	28	17	1.18	30
1C543-10-5	10 M16x1,5	5/16	2.20	56	1.18	30	19	1.22	31
1C543-10-6	10 M16x1,5	3/8	2.40	61	1.18	30	19	1.40	36
1C543-12-6	12 M18x1,5	3/8	2.40	61	1.22	31	22	1.40	36
1C543-15-8	15 M22x1,5	1/2	2.95	75	1.57	40	27	1.57	40
1C543-18-10	18 M26x1,5	5/8	3.58	91	2.36	60	32	2.05	52
1C543-22-12	22 M30x2	3/4	3.58	91	1.97	50	36	2.00	51
1C543-28-16	28 M36x2	1	4.33	110	2.48	63	46	2.56	65

Metric L: Mates with EO "L" Series Fittings.